

Signify Classified - Internal
Cooper Lighting Solutions Photometric Lab
1121 Highway 74 South
Peachtree City, GA 30269



Scaled data based on original data using
LM-79-08 Approved Method: Electrical and Photometric Measurements of Solid-
State Lighting Products

Test Report Prepared for
Cooper Lighting Solutions
(formerly Eaton)

Brand: STREETWORKS

Report Number: P869884

Luminaire Tested: **MEM2-HTN-SA-110-840-U-T2R-HSS**

Issue Date: 08/21/2024



Test Information

Test Method: LM-79-08
Report Number: P869884
Test Lab: INNOVATION CENTER(G3)
Issue Date: 08/21/2024
Manufacturer: COOPER LIGHTING SOLUTIONS (FORMERLY EATON)
Product Line: STREETWORKS
Catalog Number: MEM2-HTN-SA-110-840-U-T2R-HSS
Description: EPIC MODERN TALL HOUSING DISCRETE LED ARRAYS 110W 80CRI 4000K
FIXTURE w/ TYPE II ROADWAY DISTRIBUTION OPTIC AND HOUSE SIDE SHIELD
Light Source: (30) 4000K CCT, 80 CRI LEDS
Ballast/Driver: ELECTRONIC DRIVER

Summary

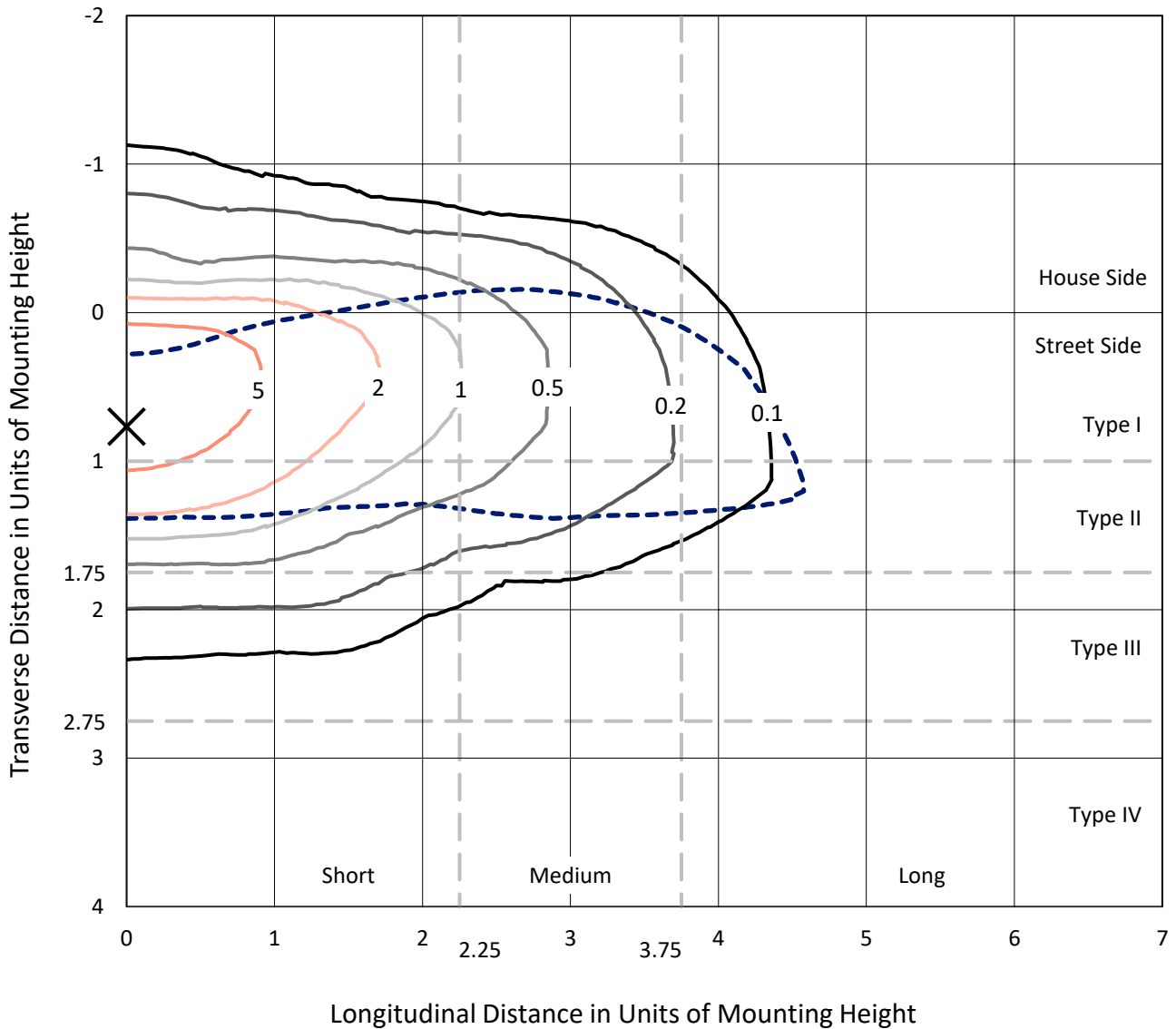
Lumens per Lamp: N/A
Luminaire Lumens: 11448.4 lumens
Efficiency: N/A
Efficacy: 101.3 lumens/watt
Luminous Opening: Rectangular (W 1' x L: 0.33' x H: 0')
IES Classification: Type II - Short
BUG Rating: B1 - U0 - G2

Input Watts (W): 113
Input Voltage (V): 120
Input Current (A_{in}): NR
Voltage Rise (V): NR
Power Factor: 0.99
Total Harmonic Distortion (THDi): 7.77%
Frequency (hertz): 60
Stabilization Time: NR
Operation Time: NR
Ambient Temperature (°C): NR
Test Distance: 24 FT

REPORT NUMBER: P869884
 CATALOG NUMBER: MEM2-HTN-SA-110-840-U-T2R-HSS

Iso-Footcandle Lines of Horizontal Illumination

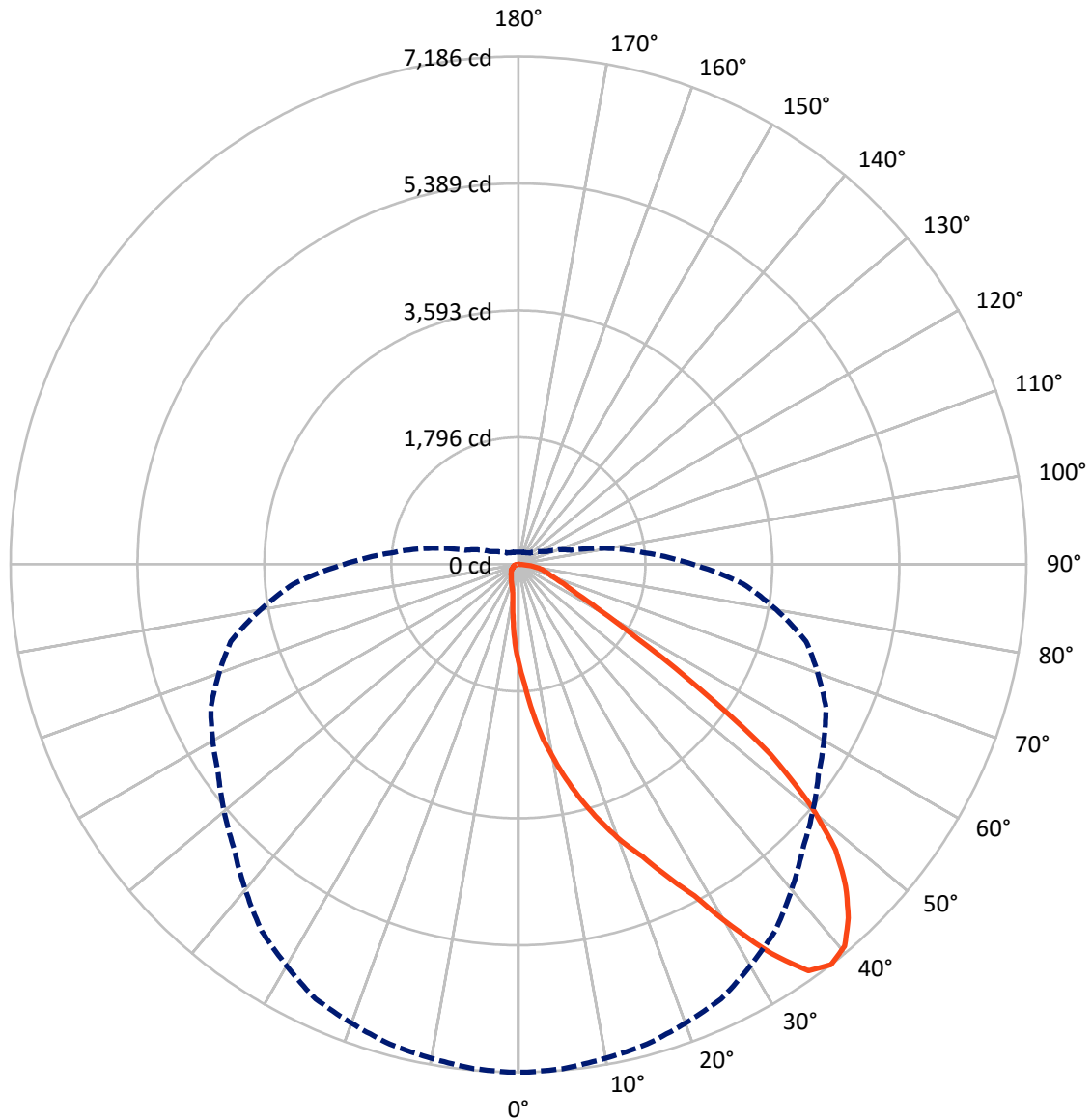
× Max cd
 - - - 1/2 Max cd



Based on 20 foot mounting height. Maximum calculated value = 9.8 fc
 Type II - Short - N/A

REPORT NUMBER: P869884
CATALOG NUMBER: MEM2-HTN-SA-110-840-U-T2R-HSS

Luminous Intensity Polar Plot



— Vertical Plane Through 0-Deg Lateral - - - Horizontal Cone Through 37.5-Deg Vertical

REPORT NUMBER: P869884

CATALOG NUMBER: MEM2-HTN-SA-110-840-U-T2R-HSS

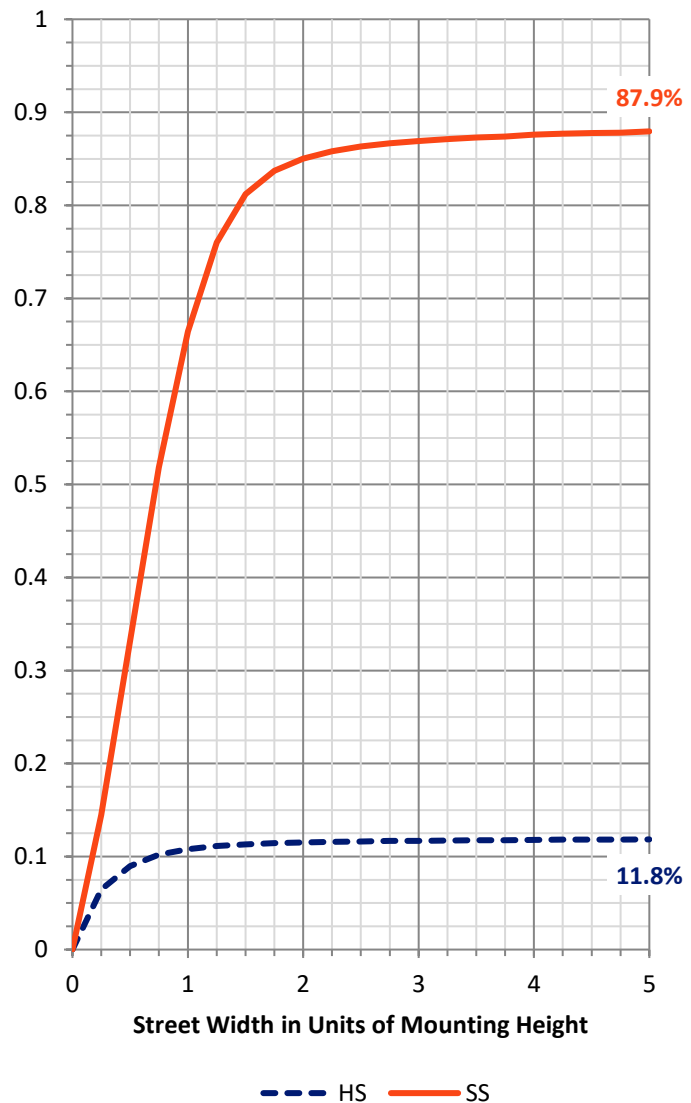
FLUX DISTRIBUTION:

		Downward	Upward	Total
House Side	Lumens	1365.4	0.0	1365.4
	% Fixture	11.9	0.0	11.9
Street Side	Lumens	10082.9	0.0	10082.9
	% Fixture	88.1	0.0	88.1
Total	Lumens	11448.4	0.0	11448.4
	% Fixture	100.0	0.0	100.0

Coefficient of Utilization

ZONAL LUMENS:

Zone	Lumens	% Fixture
0°-10°	142.3	1.2
10°-20°	497.5	4.3
20°-30°	1026.5	9.0
30°-40°	1806.1	15.8
40°-50°	2452.2	21.4
50°-60°	2429.6	21.2
60°-70°	1870.5	16.3
70°-80°	1085.6	9.5
80°-90°	138.1	1.2
90°-100°	0.0	0.0
100°-110°	0.0	0.0
110°-120°	0.0	0.0
120°-130°	0.0	0.0
130°-140°	0.0	0.0
140°-150°	0.0	0.0
150°-160°	0.0	0.0
160°-170°	0.0	0.0
170°-180°	0.0	0.0
0°-90°	11448.4	100.0
0°-180°	11448.4	100.0



REPORT NUMBER: P869884

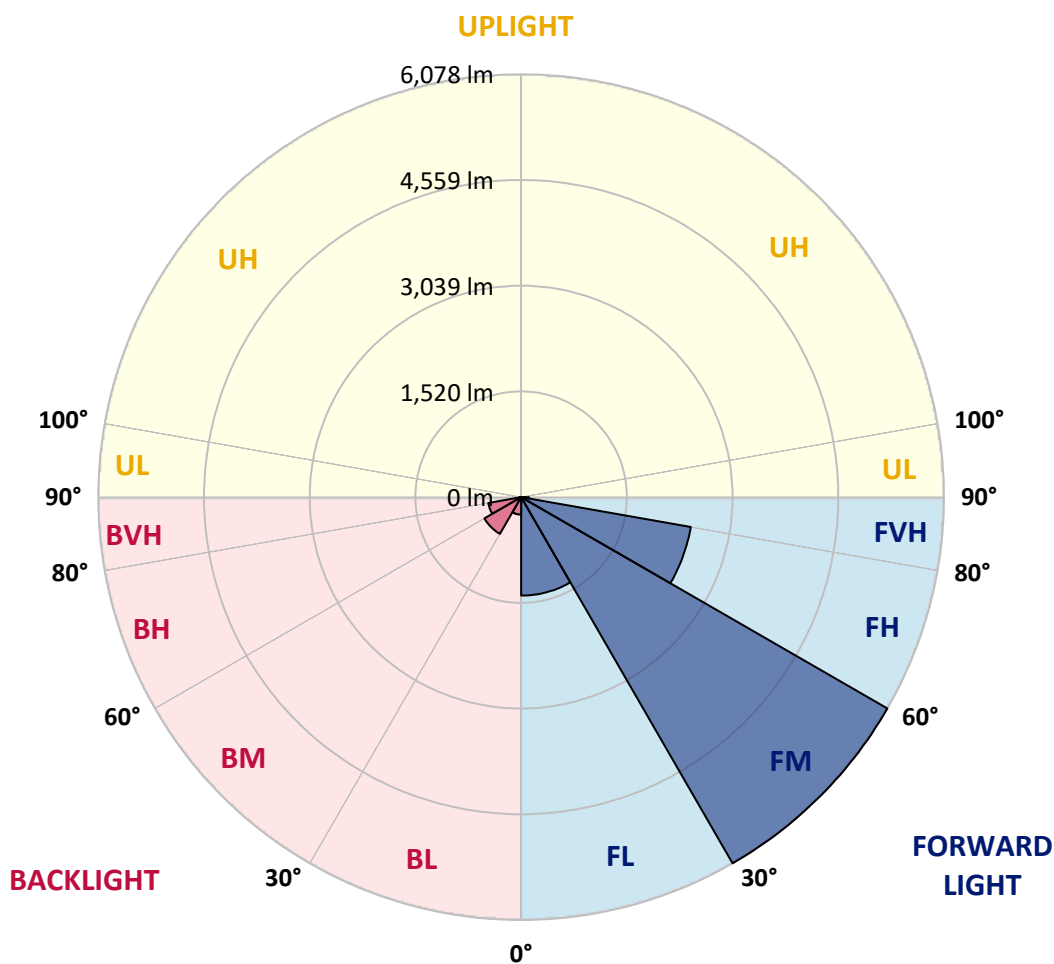
CATALOG NUMBER: MEM2-HTN-SA-110-840-U-T2R-HSS

LUMINAIRE CLASSIFICATION SYSTEM LUMEN TABLE AND BUG RATING:

Zone	Lumens	% Fixture	Zone Rating/Lumen Limit		
			B	U	G
FL (0°-30°)	1415.2	12.4			
FM (30°-60°)	6078.1	53.1			
FH (60°-80°)	2477.0	21.6			G2/5000
FVH (80°-90°)	112.6	1.0			G2/225
BL (0°-30°)	251.0	2.2	B1/500		
BM (30°-60°)	609.9	5.3	B1/1000		
BH (60°-80°)	479.1	4.2	B1/500		G1/500
BVH (80°-90°)	25.5	0.2			G1/100
UL (90°-100°)	0.0	0.0		U0/0	
UH (100°-180°)	0.0	0.0		U0/0	

BUG Rating: B1-U0-G2

Type II Short





REPORT NUMBER: P869884

CATALOG NUMBER: MEM2-HTN-SA-110-840-U-T2R-HSS

CANDELA DISTRIBUTION (FULL):

	0°	1°	5°	15°	25°	35°	45°	55°	65°	75°	85°
0°	1418.6	1418.6	1418.6	1418.6	1418.6	1418.6	1418.6	1418.6	1418.6	1418.6	1418.6
2.5°	1709.4	1734.9	1715.7	1699.8	1677.4	1655.0	1623.1	1587.9	1543.2	1488.9	1441.0
5°	2096.0	2108.7	2102.4	2092.8	2022.5	1955.4	1888.3	1805.2	1690.2	1587.9	1479.3
7.5°	2482.6	2476.2	2460.2	2431.4	2367.5	2290.9	2169.4	2032.1	1869.1	1690.2	1520.8
10°	2821.2	2830.8	2818.0	2773.3	2693.4	2588.0	2441.0	2284.5	2064.0	1814.8	1578.4
12.5°	3175.9	3182.3	3182.3	3086.4	3032.1	2869.2	2712.6	2501.7	2255.7	1968.2	1645.5
15°	3524.2	3511.4	3511.4	3447.5	3351.6	3169.5	2993.8	2738.2	2460.2	2111.9	1722.1
17.5°	3856.4	3862.8	3834.1	3763.8	3671.1	3495.4	3278.1	2997.0	2661.5	2284.5	1802.0
20°	4185.5	4166.4	4153.6	4083.3	3984.2	3776.6	3568.9	3249.4	2897.9	2479.4	1913.8
22.5°	4492.3	4501.8	4469.9	4358.1	4265.4	4076.9	3840.5	3546.5	3147.1	2674.3	2035.3
25°	4888.4	4856.5	4885.3	4751.1	4607.3	4383.6	4115.2	3824.5	3418.7	2913.9	2185.4
27.5°	5310.2	5329.4	5313.4	5166.4	4971.5	4671.2	4390.0	4080.1	3693.5	3140.7	2354.8
30°	5939.6	5930.0	5933.2	5712.8	5390.1	5032.2	4687.2	4348.5	3968.3	3418.7	2552.9
32.5°	6562.7	6597.8	6511.5	6316.6	5946.0	5406.0	4984.3	4607.3	4233.5	3658.3	2754.1
35°	7064.3	7054.7	7019.6	6802.3	6434.9	5910.9	5323.0	4894.8	4514.6	3952.3	2977.8
37.5°	7185.7	7185.7	7163.3	7029.1	6786.3	6332.6	5690.4	5182.4	4802.2	4214.3	3195.1
40°	7105.8	7089.8	7077.1	6987.6	6856.6	6588.2	6077.0	5479.5	5108.9	4553.0	3434.7
42.5°	6843.8	6847.0	6831.0	6779.9	6709.6	6607.4	6316.6	5795.8	5409.2	4872.5	3671.1
45°	6492.4	6498.8	6479.6	6473.2	6438.1	6438.1	6371.0	6045.1	5693.6	5198.4	3929.9
47.5°	6041.9	6038.7	6029.1	6013.1	6083.4	6160.1	6220.8	6185.6	5946.0	5549.8	4163.2
50°	5354.9	5348.5	5377.3	5457.2	5629.7	5799.0	5978.0	6144.1	6128.1	5875.7	4444.3
52.5°	4463.5	4422.0	4453.9	4699.9	5054.6	5431.6	5684.0	5946.0	6220.8	6220.8	4722.3
55°	3121.6	3156.7	3175.9	3536.9	4236.7	4885.3	5329.4	5668.0	6185.6	6495.6	5029.0
57.5°	1987.3	2000.1	2057.6	2447.4	3268.5	4080.1	4866.1	5422.0	6054.6	6725.6	5335.8
60°	1338.7	1294.0	1338.7	1562.4	2351.6	3201.5	4185.5	5112.1	5866.1	6891.7	5674.4
62.5°	945.7	942.5	955.3	1086.3	1677.4	2405.9	3332.5	4693.5	5716.0	6901.3	5926.8
65°	763.6	741.3	750.8	824.3	1124.7	1763.7	2444.2	3936.3	5581.8	6732.0	6051.4
67.5°	613.5	603.9	610.3	658.2	843.5	1326.0	1722.1	2993.8	5297.4	6444.4	5981.2
70°	501.6	504.8	508.0	555.9	671.0	1003.2	1230.1	2054.4	4690.4	6118.5	5664.8
72.5°	434.5	434.5	437.7	469.7	562.3	795.6	929.8	1335.5	3795.7	5767.1	5083.3
75°	383.4	383.4	383.4	412.2	479.3	639.0	722.1	913.8	2725.4	5115.3	4204.7
77.5°	332.3	335.5	335.5	361.0	412.2	498.4	555.9	632.6	1738.1	3952.3	3182.3
80°	255.6	255.6	258.8	287.6	351.5	389.8	409.0	447.3	913.8	2482.6	2019.3
82.5°	178.9	182.1	182.1	185.3	236.4	239.6	220.5	223.7	332.3	824.3	766.8
85°	19.2	22.4	25.6	25.6	41.5	51.1	54.3	51.1	54.3	95.9	95.9
87.5°	0.0	0.0	0.0	0.0	3.2	6.4	6.4	9.6	9.6	9.6	9.6
90°	0.0	0.0	0.0	0.0	0.0	0.0	0.0	0.0	0.0	0.0	0.0



REPORT NUMBER: P869884

CATALOG NUMBER: MEM2-HTN-SA-110-840-U-T2R-HSS

CANDELA DISTRIBUTION (continued):

	90°	95°	105°	115°	125°	135°	145°	155°	165°	175°	180°
0°	1418.6	1418.6	1418.6	1418.6	1418.6	1418.6	1418.6	1418.6	1418.6	1418.6	1418.6
2.5°	1415.4	1393.0	1345.1	1303.6	1265.2	1233.3	1210.9	1182.2	1159.8	1159.8	1172.6
5°	1425.0	1373.9	1274.8	1182.2	1108.7	1038.4	974.5	933.0	901.0	881.8	881.8
7.5°	1437.8	1361.1	1210.9	1070.3	955.3	843.5	744.4	696.5	648.6	632.6	635.8
10°	1463.3	1354.7	1153.4	971.3	798.8	658.2	562.3	511.2	485.6	472.9	472.9
12.5°	1492.1	1354.7	1092.7	859.5	658.2	514.4	456.9	418.6	405.8	399.4	393.0
15°	1530.4	1361.1	1041.6	741.3	536.8	434.5	393.0	370.6	357.8	351.5	351.5
17.5°	1575.2	1367.5	987.3	645.4	456.9	383.4	351.5	335.5	322.7	316.3	316.3
20°	1632.7	1383.5	933.0	559.1	399.4	351.5	322.7	306.7	293.9	290.8	287.6
22.5°	1703.0	1409.0	878.6	488.8	361.0	319.5	293.9	281.2	271.6	265.2	265.2
25°	1786.0	1441.0	837.1	437.7	332.3	297.1	274.8	258.8	249.2	246.0	246.0
27.5°	1901.1	1495.3	795.6	399.4	309.9	274.8	252.4	239.6	230.0	226.8	223.7
30°	2009.7	1562.4	776.4	389.8	293.9	255.6	239.6	223.7	214.1	210.9	207.7
32.5°	2150.3	1639.1	763.6	389.8	287.6	242.8	223.7	210.9	201.3	198.1	194.9
35°	2300.4	1728.5	763.6	402.6	290.8	233.2	210.9	198.1	188.5	182.1	182.1
37.5°	2463.4	1818.0	770.0	421.7	300.3	226.8	198.1	185.3	175.7	172.5	172.5
40°	2635.9	1939.4	782.8	437.7	309.9	223.7	185.3	175.7	166.1	159.8	159.8
42.5°	2795.7	2035.3	805.2	456.9	316.3	220.5	175.7	166.1	156.6	153.4	153.4
45°	2981.0	2140.7	824.3	469.7	316.3	210.9	166.1	156.6	150.2	147.0	143.8
47.5°	3128.0	2227.0	833.9	476.1	309.9	201.3	156.6	150.2	143.8	137.4	140.6
50°	3306.9	2319.6	849.9	479.3	297.1	188.5	150.2	140.6	134.2	131.0	131.0
52.5°	3479.4	2412.3	862.7	472.9	281.2	172.5	140.6	134.2	127.8	121.4	121.4
55°	3683.9	2514.5	881.8	463.3	255.6	156.6	131.0	124.6	115.0	111.8	108.6
57.5°	3917.1	2648.7	897.8	444.1	223.7	140.6	124.6	115.0	102.2	95.9	95.9
60°	4131.2	2802.1	910.6	396.2	194.9	131.0	115.0	105.4	92.7	89.5	89.5
62.5°	4361.3	2961.8	910.6	313.1	166.1	118.2	108.6	99.0	86.3	83.1	83.1
65°	4521.0	3105.6	881.8	233.2	140.6	111.8	105.4	92.7	79.9	76.7	76.7
67.5°	4565.7	3195.1	802.0	166.1	121.4	105.4	99.0	86.3	76.7	70.3	70.3
70°	4422.0	3124.8	655.0	127.8	105.4	95.9	89.5	79.9	70.3	67.1	67.1
72.5°	4009.8	2856.4	488.8	108.6	92.7	89.5	83.1	73.5	67.1	63.9	63.9
75°	3358.0	2373.9	345.1	95.9	86.3	79.9	73.5	67.1	60.7	60.7	60.7
77.5°	2543.3	1715.7	214.1	86.3	73.5	73.5	67.1	60.7	57.5	54.3	54.3
80°	1642.3	1083.1	121.4	60.7	51.1	54.3	47.9	41.5	41.5	38.3	38.3
82.5°	696.5	428.1	63.9	35.1	25.6	22.4	16.0	16.0	12.8	12.8	12.8
85°	70.3	25.6	12.8	9.6	9.6	6.4	6.4	6.4	6.4	3.2	3.2
87.5°	9.6	9.6	9.6	6.4	6.4	6.4	3.2	3.2	3.2	3.2	3.2
90°	0.0	0.0	0.0	0.0	0.0	0.0	0.0	0.0	0.0	0.0	0.0

LM-79-2019: Approved Method: Electrical and Photometric Measurements of Solid-
State Lighting Products

Report Prepared for

Cooper Lighting Solutions

Streetworks

Report Number: SP1-2407-157-8

Test Date: 09/05/2024

Luminaire Tested: MEM2-HTN-SA-30-840-U-5WQ

Data in this report applies to families of products including MEM2-HTN-SA-30-840-U-5WQ

Test Information

Test Method: LM-79-2019
 Report Number: SP1-2407-157-8
 Test Lab: COOPER LIGHTING SOLUTIONS
 Photometer: SP1 - 76IN SPHERE
 Measurement Geometry: 4π
 Issue Date: 09/05/2024
 Manufacturer: COOPER LIGHTING SOLUTIONS
 Product Line: Streetworks
 Catalog Number: **MEM2-HTN-SA-30-840-U-5WQ**
 Description: Epic Modern Light Square 30W 5WQ Optic

Spectral Parameters

CCT (K): 3996
 CIE u': 0.2245
 CIE v': 0.5031
 Duv: 0.0012
 CIE x: 0.3815
 CIE y: 0.3799
 CIE z: 0.2386
 Peak Wavelength (nm): 449
 Dominant Wavelength (nm): 578
 Purity: 28.49233
 Rf: 82.6
 Rg: 95.1

CRI (Ra):	80.6		
R1:	78.1	R9:	-5.8
R2:	87.1	R10:	70.3
R3:	94.5	R11:	78.7
R4:	79.7	R12:	60.5
R5:	78.7	R13:	80.2
R6:	82.7	R14:	97.2
R7:	84.3	R15:	70.6
R8:	59.5		



Test Conditions

Stabilization Time: 29M
 Operation Time: 1H 29M
 Sphere Temperature (°C): 24.3

REPORT NUMBER: SP1-2407-157-8

Measurement and Test Equipment			
Instrument	Identification Number	Calibration Date	Calibration Due Date
Photometer	IN0058	6/18/2024	12/18/2024
Power Meter	INXT2011004	2/8/2024	2/8/2025
AC Power Source	IN0063	10/24/2023	10/24/2024
DC Power Source	IN0208	10/24/2023	10/24/2024
Sphere Thermometer	IN0085	10/24/2023	10/24/2024
Room Thermometer	IN0046	10/24/2023	10/24/2024

REPORT NUMBER: SP1-2407-157-8

CIE 1931 Chromaticity Diagram



CIE 1931 Chromaticity Diagram with 2017 ANSI 7-Step and 4-Step Quadrangles

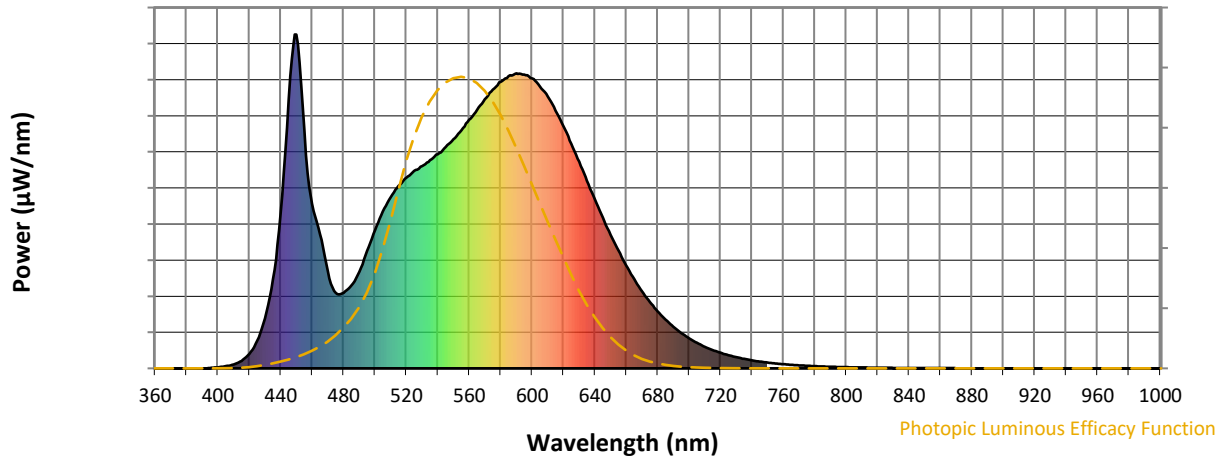


CCT = 3996K
 CIE x = 0.3815
 CIE y = 0.3799
 Duv = 0.0012

Point lies inside the ANSI 4000K 4-step quadrangle

REPORT NUMBER: SP1-2407-157-8

Photopic Flux vs. Wavelength



Photopic Lumens: NR

λ (nm)	Power W [^] /nm	Lumens (ϕ /nm)	λ (nm)	Power W [^] /nm	Lumens (ϕ /nm)	λ (nm)	Power W [^] /nm	Lumens (ϕ /nm)	λ (nm)	Power W [^] /nm	Lumens (ϕ /nm)	λ (nm)	Power W [^] /nm	Lumens (ϕ /nm)
360	0	NR	490	289	NR	620	725	NR	750	17	NR	880	0	NR
365	0	NR	495	351	NR	625	673	NR	755	15	NR	885	0	NR
370	0	NR	500	414	NR	630	619	NR	760	13	NR	890	0	NR
375	0	NR	505	470	NR	635	562	NR	765	11	NR	895	0	NR
380	0	NR	510	513	NR	640	506	NR	770	9	NR	900	0	NR
385	0	NR	515	546	NR	645	452	NR	775	8	NR	905	0	NR
390	0	NR	520	571	NR	650	400	NR	780	7	NR	910	0	NR
395	1	NR	525	592	NR	655	352	NR	785	6	NR	915	0	NR
400	3	NR	530	606	NR	660	307	NR	790	5	NR	920	0	NR
405	6	NR	535	624	NR	665	267	NR	795	4	NR	925	0	NR
410	12	NR	540	642	NR	670	231	NR	800	4	NR	930	0	NR
415	22	NR	545	663	NR	675	199	NR	805	3	NR	935	0	NR
420	44	NR	550	686	NR	680	171	NR	810	3	NR	940	0	NR
425	83	NR	555	713	NR	685	146	NR	815	2	NR	945	0	NR
430	150	NR	560	745	NR	690	125	NR	820	2	NR	950	0	NR
435	267	NR	565	774	NR	695	106	NR	825	2	NR	955	0	NR
440	466	NR	570	806	NR	700	90	NR	830	1	NR	960	0	NR
445	804	NR	575	835	NR	705	76	NR	835	1	NR	965	0	NR
450	1000	NR	580	858	NR	710	65	NR	840	1	NR	970	0	NR
455	715	NR	585	875	NR	715	55	NR	845	1	NR	975	0	NR
460	492	NR	590	884	NR	720	47	NR	850	1	NR	980	0	NR
465	402	NR	595	880	NR	725	40	NR	855	1	NR	985	0	NR
470	288	NR	600	868	NR	730	34	NR	860	1	NR	990	0	NR
475	226	NR	605	844	NR	735	28	NR	865	1	NR	995	0	NR
480	227	NR	610	814	NR	740	24	NR	870	0	NR	1000	0	NR
485	248	NR	615	771	NR	745	20	NR	875	0	NR			

REPORT NUMBER: SP1-2407-157-8

Scotopic Flux vs. Wavelength



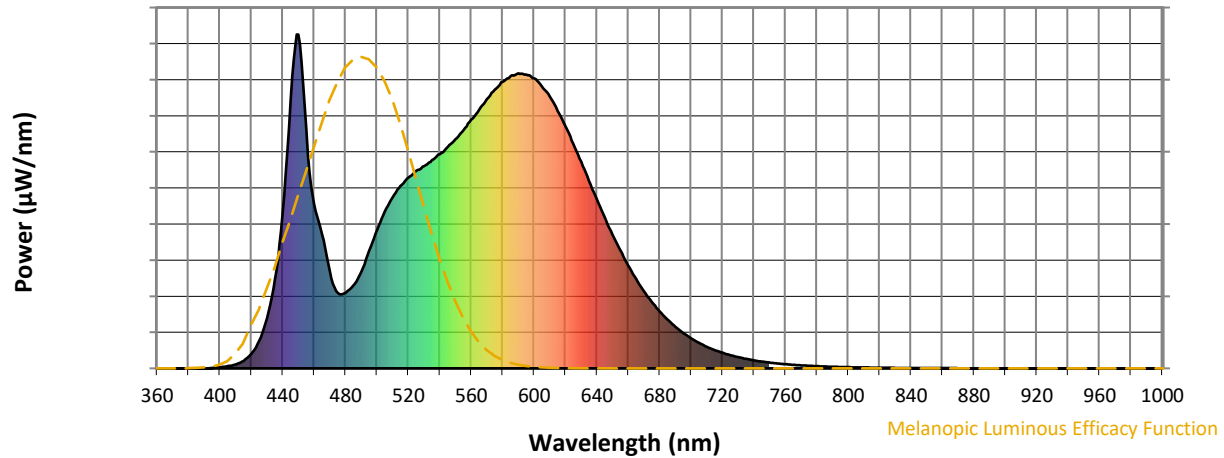
Scotopic Lumens: NR

S/P: 1.66

λ (nm)	Power W [^] /nm	Lumens (φ/nm)	λ (nm)	Power W [^] /nm	Lumens (φ/nm)	λ (nm)	Power W [^] /nm	Lumens (φ/nm)	λ (nm)	Power W [^] /nm	Lumens (φ/nm)	λ (nm)	Power W [^] /nm	Lumens (φ/nm)
360	0	NR	490	289	NR	620	725	NR	750	17	NR	880	0	NR
365	0	NR	495	351	NR	625	673	NR	755	15	NR	885	0	NR
370	0	NR	500	414	NR	630	619	NR	760	13	NR	890	0	NR
375	0	NR	505	470	NR	635	562	NR	765	11	NR	895	0	NR
380	0	NR	510	513	NR	640	506	NR	770	9	NR	900	0	NR
385	0	NR	515	546	NR	645	452	NR	775	8	NR	905	0	NR
390	0	NR	520	571	NR	650	400	NR	780	7	NR	910	0	NR
395	1	NR	525	592	NR	655	352	NR	785	6	NR	915	0	NR
400	3	NR	530	606	NR	660	307	NR	790	5	NR	920	0	NR
405	6	NR	535	624	NR	665	267	NR	795	4	NR	925	0	NR
410	12	NR	540	642	NR	670	231	NR	800	4	NR	930	0	NR
415	22	NR	545	663	NR	675	199	NR	805	3	NR	935	0	NR
420	44	NR	550	686	NR	680	171	NR	810	3	NR	940	0	NR
425	83	NR	555	713	NR	685	146	NR	815	2	NR	945	0	NR
430	150	NR	560	745	NR	690	125	NR	820	2	NR	950	0	NR
435	267	NR	565	774	NR	695	106	NR	825	2	NR	955	0	NR
440	466	NR	570	806	NR	700	90	NR	830	1	NR	960	0	NR
445	804	NR	575	835	NR	705	76	NR	835	1	NR	965	0	NR
450	1000	NR	580	858	NR	710	65	NR	840	1	NR	970	0	NR
455	715	NR	585	875	NR	715	55	NR	845	1	NR	975	0	NR
460	492	NR	590	884	NR	720	47	NR	850	1	NR	980	0	NR
465	402	NR	595	880	NR	725	40	NR	855	1	NR	985	0	NR
470	288	NR	600	868	NR	730	34	NR	860	1	NR	990	0	NR
475	226	NR	605	844	NR	735	28	NR	865	1	NR	995	0	NR
480	227	NR	610	814	NR	740	24	NR	870	0	NR	1000	0	NR
485	248	NR	615	771	NR	745	20	NR	875	0	NR			

REPORT NUMBER: SP1-2407-157-8

Melanopic Flux vs. Wavelength



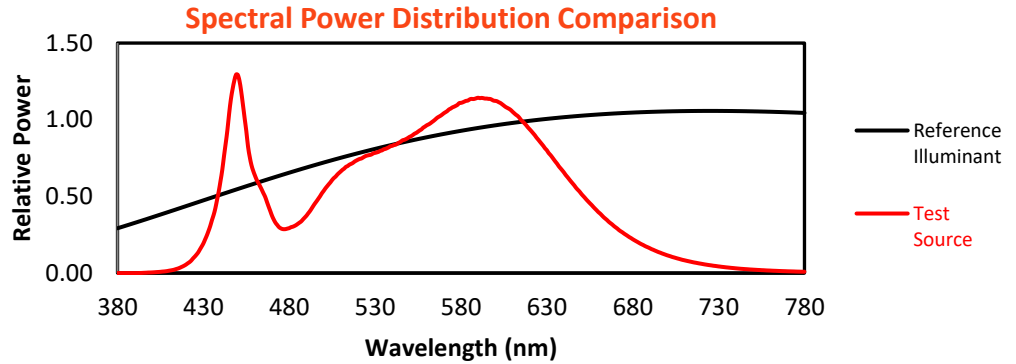
Melanopic Lumens: NR

M/P: 3.37

λ (nm)	Power W [^] /nm	Lumens (φ/nm)	λ (nm)	Power W [^] /nm	Lumens (φ/nm)	λ (nm)	Power W [^] /nm	Lumens (φ/nm)	λ (nm)	Power W [^] /nm	Lumens (φ/nm)	λ (nm)	Power W [^] /nm	Lumens (φ/nm)
360	0	NR	490	289	NR	620	725	NR	750	17	NR	880	0	NR
365	0	NR	495	351	NR	625	673	NR	755	15	NR	885	0	NR
370	0	NR	500	414	NR	630	619	NR	760	13	NR	890	0	NR
375	0	NR	505	470	NR	635	562	NR	765	11	NR	895	0	NR
380	0	NR	510	513	NR	640	506	NR	770	9	NR	900	0	NR
385	0	NR	515	546	NR	645	452	NR	775	8	NR	905	0	NR
390	0	NR	520	571	NR	650	400	NR	780	7	NR	910	0	NR
395	1	NR	525	592	NR	655	352	NR	785	6	NR	915	0	NR
400	3	NR	530	606	NR	660	307	NR	790	5	NR	920	0	NR
405	6	NR	535	624	NR	665	267	NR	795	4	NR	925	0	NR
410	12	NR	540	642	NR	670	231	NR	800	4	NR	930	0	NR
415	22	NR	545	663	NR	675	199	NR	805	3	NR	935	0	NR
420	44	NR	550	686	NR	680	171	NR	810	3	NR	940	0	NR
425	83	NR	555	713	NR	685	146	NR	815	2	NR	945	0	NR
430	150	NR	560	745	NR	690	125	NR	820	2	NR	950	0	NR
435	267	NR	565	774	NR	695	106	NR	825	2	NR	955	0	NR
440	466	NR	570	806	NR	700	90	NR	830	1	NR	960	0	NR
445	804	NR	575	835	NR	705	76	NR	835	1	NR	965	0	NR
450	1000	NR	580	858	NR	710	65	NR	840	1	NR	970	0	NR
455	715	NR	585	875	NR	715	55	NR	845	1	NR	975	0	NR
460	492	NR	590	884	NR	720	47	NR	850	1	NR	980	0	NR
465	402	NR	595	880	NR	725	40	NR	855	1	NR	985	0	NR
470	288	NR	600	868	NR	730	34	NR	860	1	NR	990	0	NR
475	226	NR	605	844	NR	735	28	NR	865	1	NR	995	0	NR
480	227	NR	610	814	NR	740	24	NR	870	0	NR	1000	0	NR
485	248	NR	615	771	NR	745	20	NR	875	0	NR			

Summary

$R_f = 82.6$
 $R_g = 95.1$
 CIE $R_a = 80.6$
 $R_9 = -5.8$

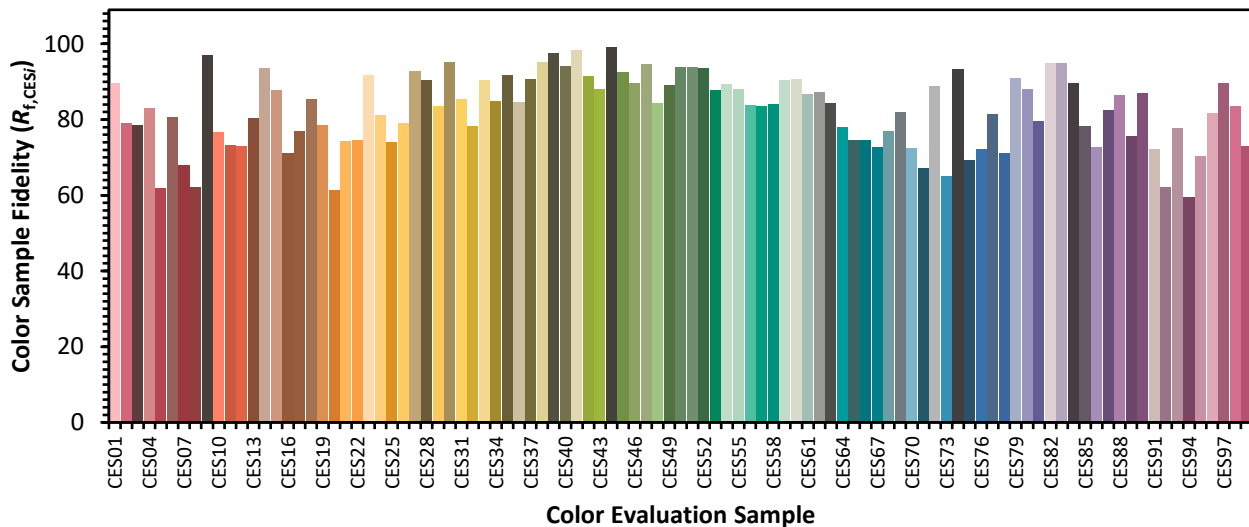


Color Vector Graphics

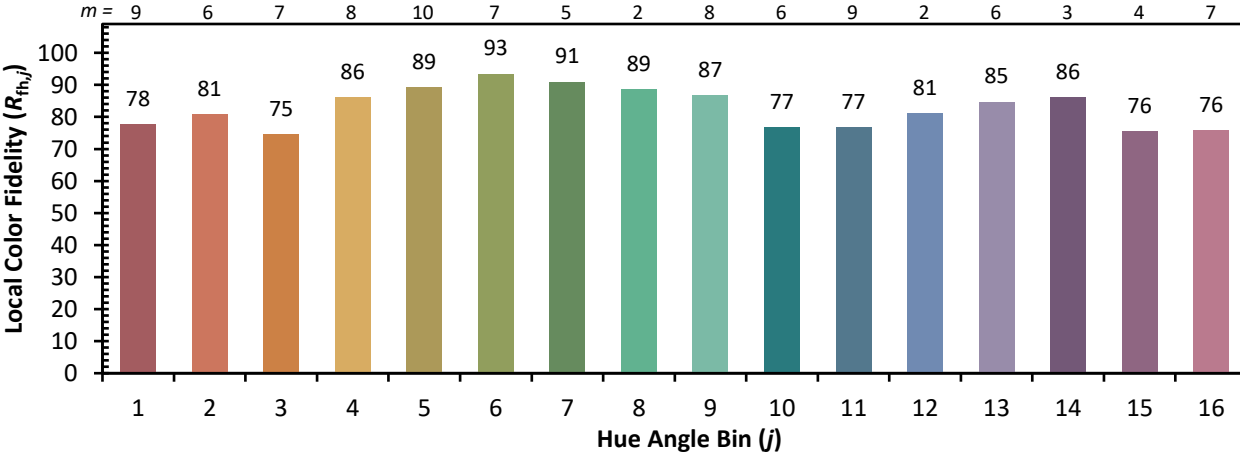


Individual Sample Fidelity Index ($R_{f,i}$)

CES01 = 85	CES26 = 79	CES51 = 94	CES76 = 72
CES02 = 61	CES27 = 93	CES52 = 94	CES77 = 82
CES03 = 31	CES28 = 90	CES53 = 88	CES78 = 71
CES04 = 69	CES29 = 83	CES54 = 89	CES79 = 91
CES05 = 48	CES30 = 95	CES55 = 88	CES80 = 88
CES06 = 50	CES31 = 86	CES56 = 84	CES81 = 80
CES07 = 40	CES32 = 78	CES57 = 84	CES82 = 95
CES08 = 39	CES33 = 90	CES58 = 84	CES83 = 95
CES09 = 29	CES34 = 85	CES59 = 90	CES84 = 90
CES10 = 74	CES35 = 92	CES60 = 91	CES85 = 78
CES11 = 57	CES36 = 85	CES61 = 87	CES86 = 73
CES12 = 63	CES37 = 91	CES62 = 87	CES87 = 83
CES13 = 42	CES38 = 95	CES63 = 84	CES88 = 86
CES14 = 74	CES39 = 98	CES64 = 78	CES89 = 76
CES15 = 71	CES40 = 94	CES65 = 75	CES90 = 87
CES16 = 46	CES41 = 98	CES66 = 75	CES91 = 72
CES17 = 49	CES42 = 92	CES67 = 73	CES92 = 62
CES18 = 56	CES43 = 88	CES68 = 77	CES93 = 78
CES19 = 71	CES44 = 99	CES69 = 82	CES94 = 60
CES20 = 65	CES45 = 93	CES70 = 72	CES95 = 70
CES21 = 86	CES46 = 90	CES71 = 67	CES96 = 82
CES22 = 78	CES47 = 95	CES72 = 89	CES97 = 90
CES23 = 91	CES48 = 84	CES73 = 65	CES98 = 84
CES24 = 90	CES49 = 89	CES74 = 93	CES99 = 73
CES25 = 71	CES50 = 94	CES75 = 69	



Color Rendition by Hue-Angle Bin



Measure Comparisons



(END OF REPORT)